



# Spring 2019 Class Schedule

## The Learning Centre

At **That Sewing Place**, our mainstay has always been sewing machines: sales, service, and support, so it stands to reason that a third of our premises is dedicated to be **The Learning Centre**. Much of our focus is placed on exploring your machine, and to this end, we have developed a number of core programs:

- [Masters of Machinery \(MA\)](#)
- [Doctorate of "Sergery" \(DS\)](#)
- [Embroidery PhD](#)
- [Bachelor of ScanNCut \(BSC\)](#)
- [Bachelor of Accessories \(BA\)](#)

**The Learning Centre:** Educating sewists, one "degree" at a time! While our program names may be slightly tongue-in-cheek, our intent is real: to help you become an expert on your sewing equipment. Complete all classes in any of our "degree" programs to earn your own **That Sewing Place** graduate certificate.

We also offer a variety of learn-to-sew classes: beginner adult sessions, garmentry and fashion, beginner quilting, as well as an ever-changing selection of exciting project classes. Ongoing clubs provide social outlets in which "continuing education" becomes both fun and rewarding.

For additional information about our Degree Programs (including classes offered in other seasons), visit [www.thatsewingplace.ca](http://www.thatsewingplace.ca).

## Master's of Machinery (MA)

### Basic Training (MA) \$90

Learn your sewing machine inside and out: Explore its basic operation, how to choose the right accessories for essential sewing techniques, as well as the maintenance you should perform at home to keep your machine running optimally.

Fri, Apr 12 <b>Brother</b> machines only	9am-12pm
Sat, May 11 <b>Brother</b> machines only	1pm-4pm
Fri, May 17 <b>Bernina</b> machines only	9am-12pm
Sat, Jun 8 (all other brands)	1pm-4pm
Fri, Jun 14 <b>Brother</b> machines only	9am-12pm

### Bernina Intro (MA) \$90

In this hands-on introductory class to your computerized **Bernina**, explore the unique features that make it such a star performer. Learn to apply its core functions, basic features and accessories in your everyday sewing projects. Make it sing!

Tue Apr 30	9am-12pm
------------	----------

### Brother INNOV-ations (MA) \$90+\$5 kit

Explore the **INNOV-ations** that make **Brother** an industry pacesetter. In this introductory class you'll learn to use the key tools and toys of your **Brother** computerized sewing machine to best advantage.

Sat, Apr 6	9am-12pm
Tue, May 28	9am-12pm

### Power Users (MA) \$90+\$5 kit

Delve into features that reach beyond the basics in this class where you'll explore the "advanced" tools and toys hidden in your sewing machine to apply to practical and decorative play. Learn how to use your machine's settings program to personalize your machine's setup. Play with built-in stitch customizing tools and memory functions to create your own stitch recipes, explore lettering, specialty needles (twin and wing), and more!

Tues, May 14 <b>Brother</b> only	9am-12pm
Tues, May 14 <b>Bernina</b> only	1pm-4pm

## Doctorate of Sergery

### Serger 101 (DS) \$90+\$5 kit

Learn to confidently operate your serger by understanding the thread settings and how to make them work for you. Discover speed-threading techniques, how to adjust your stitch settings to suit your sewing needs, and serger maintenance.

Fri, Apr 5	9am-12pm
Fri, May 3	9am-12pm
Sat, Jun 1	1pm-4pm

### Serger 102 (DS) \$90+\$10 kit

You'll get professional results from your serger when you learn these industry-grade techniques for finishing seams, garment construction, and embellishment. (Prerequisite:


#### Serger 101)

Fri, Apr 5	1pm-4pm
Fri, May 3	1pm-4pm
Sat, Jun 15	1pm-4pm

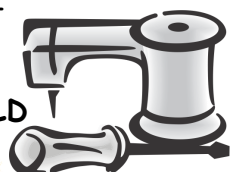
### Serger 103 (DS) \$90+\$15 kit

Go beyond the standard settings and threads as you explore decorative hems, flatlock stitching, embellishments and more - all using your serger. This is an **ADVANCED** level, requiring comfort and familiarity with adjusting and balancing your tensions settings. (Prerequisite: **Serger 102**)

Fri, Jun 21	9am-12pm
-------------	----------

Class fees marked with this symbol  are waived for machines purchased at **That Sewing Place**.

For machines purchased with our **GOLD ADVANTAGE** designation, applicable classes are discounted by 50% 



## Embroidery PhD


### Embroidery PHD Intro

 \$150+\$5 kit

Learn the essentials of your embroidery machine: threads & threading, needles, hooping & stabilizing, how to navigate your machine, access built-in designs (including text), as well as working with "outside designs". Complete this class with the confidence to tackle your upcoming projects.

Fri, May 10 **Brother** only 10am-4pm  
Fri, May 31 **Bernina** only 10am-4pm

### Embroidery PhD Beyond The Design

 \$150+\$10 kit

Beyond the Design: what to do when embroidery meets technique. Expand your skills by exploring creative stitch-outs and design manipulation while building a reference manual of embroidery samples: cross-stitch, mixed media, numerous appliqué methods (including cutwork), quilting options, and more! Open to **Bernina** and **Brother** embroidery machines

PhD BTD 1: Tue, April 23 10am-4pm

PhD BTD 2: Tue, May 21 10am-4pm

PhD BTD 3: returning to *The Learning Centre* in Fall 2019

PhD BTD 4: returning to *The Learning Centre* in Fall 2019

PhD BTD 5: returning to *The Learning Centre* in Fall 2019

### Embroidery PhD Stabilizers

 \$50+\$10 kit

If you own an embroidery machine (any brand), this lecture-demo class is a must-have primer. Improper stabilizing is the greatest cause of poor design stitch-out. Discuss many of the different stabilizers available and their cause-and-effect on different fabrics and designs. Learn to assess your embroidery stabilizer needs and how to make choices to yield the best results. No machine required—you get to travel light to this session!

Sat, Jun 8 10am-4pm

## Embroidery Software

### Bernette Customizer Intro

 \$120

Master this terrific little program that will enable you to combine designs, add embroidered lettering using your computer's installed fonts. Preview colour changes, print templates and more! It's all easy when you know how!

Tue, May 7 10am-3pm

### PE Design Intro

 \$120

PE Design is Brother's industrial-quality embroidery digitizing software, and it's jam-packed with very cool features that allow you customize and digitize unlimited embroidery designs. Get a jump-start on making the most of this powerful creation tool, both the full and starter versions.

Tue, Jun 4 10am-3pm

## Embroidery Clubs

### Bernina Aurora Club (3 sessions)

\$120+materials

Travel back in time to the **Bernina Aurora** series of sewing/embroidery machines... Unique in that its embroidery is controlled completely by your PC (and your PC's great big screen!), this embroidery set-up offers unlimited embroidery capabilities... Come and play with us!

Fri, Apr 26, May 24, & Jun 21 10am-3pm

### "Big Brother" Club (6 sessions)

\$150+materials

Join this hands-on, project-oriented club. Expand your embroidery portfolio with group projects of your choosing. Learn to adapt existing projects and techniques to suit your particular tastes, all under expert guidance. Bring your lunch to munch while your machine stitches out your masterpieces! Geared particularly towards **Brother** machines with Embroidery Edit functions and a 5" x 7" or larger embroidery area...

Thu, Apr 11, 25, May 9, 23, Jun 6 & 20 10am-2pm

### "Big Brother" Club (3 sessions)

\$120+mat'ls

Can't join the weekday club because you couldn't play hooky from work (work always seems to get in the way of having fun, doesn't it)? Then this Saturday Edition is for you! Come spend the day creating! A custom but loosely structured member-set agenda means that both sewing and embroidery will be used in this session. Bring your lunch to munch while your machine stitches out your masterpieces. Geared particularly towards **Brother** machines with Embroidery Edit functions and a 5" x 7" or larger embroidery area...

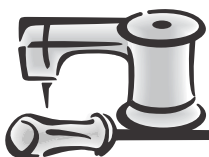
Sat, Apr 27, May 25, Jun 22 10am-4pm

### "Baby Brother" Club (6 sessions)

\$125+mat'ls

Gotta "Baby Brother"? These fantastic "little" machines have nothin' little about their capabilities! Explore all the cool things that you can do with this machine: sewing, piecing, embellishments and embroidery—along with all the tricks and tips that make it easy! Not a sewing club... not a quilting club, not an embroidery club—let's roll it all into one and show off what your Baby Brother can do! (Welcome **Brother** models include: NV180, NV900D, NV950D, NV990D, HE240, HE300, LB6810, LB6950, and the NS1750D)


Thu, Apr 4, 18, May 2, 16, 30 & Jun 13 9am-12pm



to register, email  
[liana@thatsewingplace.ca](mailto:liana@thatsewingplace.ca)  
or call 905-715-7725


## Bachelor of ScanNCut (BSC):

### ScanNCut Intro (BSC)

 \$90+\$5 kit  
Bring your **Brother ScanNCut** for an exploration playdate. We'll focus on learning your way around the screens, experiment with cutting various mediums and discover just a small part of what your new toy can do. See how this wonderful tool can enhance your scrapping, card-making, quilting, appliqué, and crafting in general.


Sat, Apr 13 - both CM and DX models 9am-12pm

### ScanNCut Canvas WorkSpace Intro (BSC)

 \$90  
Bring your laptop and discover just how much creative power you have at your fingertips with the **Brother ScanNCut Canvas** live web site. Learn to navigate its features and functions—it will expand your **ScanNCut** options to "limitless". Discover thousands of existing cut files and how to access them; treat yourself to virtually unlimited fonts, and learn to create your own custom cut files.


Sat, Apr 13 1pm-4pm

### ScanNCut & HTV (BSC)

 \$150+\$10 kit  
Explore the exciting world of HTV (Heat Transfer Vinyl) as you explore an assortment of "iron-on" vinyls. Learn hands-on how to cut and apply, combine and create with this relative newcomer to the home and craft market. Way too much fun to miss! Perfect for garmentry, home dec, totes, and more.


Sat, May 11 10am-4pm

### ScanNCut Embroider (BSC)

 \$90+\$5 kit  
This class was established just for you avid embroiderers! Learn to apply the convenient and easy features of the **ScanNCut** to simplify your machine-embroidered appliqué projects. You'll love the effortless accuracy you can achieve! Cover design selection, adaptation, and stabilization for perfect results every time!

Sat, Jun 15 9am-12pm

### ScanNCut & Quilt (BSC)

 \$90+\$10 kit  
Specially targeted for quilters, this class covers the essentials of cutting fabric for various quilt applications: from pre-treating fabrics to be cut, cutting, drawing seam allowances, scanning and cutting assorted intricate and laborious appliqué pattern pieces for quilting and quilt-broidery. No sewing machine required—this class is all about creating the cuts.

Sat, Jun 15 1pm-4pm

### ScanNCut Canvas Club (3 sessions)

\$75  
We call it a club, but really, it's a playdate - an opportunity to explore a ton of cool things you can do and make with your ScanNCut... Starting in Canvas Workspace! Play and create your own original designs (such as subway art) for sign decor and heat transfer, "wallies", papercrafting, etc.

Thu, Apr 18, May 16, Jun 13 1pm-4pm

## Learn-To-Sew Classes:

### KidStart (6 Sessions)

\$150+mat'l's  
This project-based, beginner-level class for children 9 years and up will start them building a solid foundation in the world of sewing. Each of the three projects has been selected to focus on a different sewing skill, and students will complete this class understanding the basics of sewing machine safety and operation. Sewing machines provided for this class.

Thu, Apr 11, 18, 25, May 2, 9 & 16 4:30pm-6:30pm

### Beginner Adult Sewing (6 Sessions)

\$150+mat'l's  
Learn the fundamentals of sewing in this hands-on, project-oriented learn-to-sew class. With a focus on simple construction skills you will complete a zipper-pocketed tote, leading up to beginner garmentry, namely a full pyjama set.

Sat, Apr 6, 13, 27, May 11, 18, & 25 9am-12pm

Wed, Apr 17, 24, May 1, 8, 15 & 22 1:30pm-4:30pm

### Carry-On Adult Sewing: Shirt (4 sessions)

\$100+mat'l's  
Continue growing your sewing foundation with the "Essential Shirt": make a casual, semi-fitted yoked shirt with a collar and stand, cuffs, and placket—no wardrobe is complete without several of these fashion stand-by's! (Prerequisite: **Beginner Adult Sewing from That Sewing Place**)

Sat, Jun 8, 15, 22 & 29 9am-12pm

### Denim Jeans (5 Sessions)

\$125+mat'l's  
Having trouble finding jeans that fit your body shape? Create a pair of jeans just for you: choose straight or flared legs, construct a fly front and add top stitching details.

Wed, May 29, Jun 5, 12, 19 & 26 1:30pm-4:30pm

### Intro to Knits (2 sessions)

\$50+mat'l's  
This beginner knits class will focus on the unique properties of knitted fabric and the techniques required to sew successfully with it. Explore handling and construction details as you learn to fit a t-shirt to your body using either a sewing machine or serger. This pattern will be used down the road in a Lecture/Demo session demonstrating how to redesign it for a different look each time you make it.

Fri, Jun 7 & 14 9am-12pm

### MoJo Jean Jacket (5 sessions)

\$125+mat'l's  
Step away from the stereotypical moto and jean jackets: combine them into this stylized denim jacket featuring lots of character! Mix and match style options such as topstitching, zipper applications, lining, and hem lengths to express your personal fashion style. (Prerequisite: intermediate to advanced sewing skills required)

Fri, May 3, 10, 17, 24 & 31 1pm-4pm



## *Pieceful and Quilted All-Sorts*

**Intro to Quilting** (5 sessions) \$125+mat'ls  
Learn the basics of the whole quilt process, right from rotary-cutting your patches to piecing them into blocks, then arranging the blocks into a quilt top. Learn about batting and backing your quilt, use simple, straight line quilting to secure all layers before binding to complete your quilt. And then... don't forget your label! Choose from the Yellow Brick Road of Chain Link quilt patterns...  
Tue, May 21, 28, Jun 4, 11 & 18 1pm-4pm

**Raggy Jacket** (4 sessions) \$100+mat'ls  
This cozy-warm "Raggy Jacket" is stylish and lightweight, and can be worn comfortably year-round. The technique is similar to piecing a rag quilt, and naturally creates reversibility, making the finished product a fabulous versatile jacket you can wear with panache.  
Tue, Apr 2, 9, 16 & 23 1pm-4pm

**Fold N' Stitch Wreath** (2 sessions) \$50+mat'ls  
This delicious wreath looks so complicated and lavish but is really a quick, easy and fun project. It makes a great decoration for a door, wall or table, and three size options guarantee a perfect fit for wherever you choose to display it! Embellish it with beads, button, bows, ribbons, snowflakes, bling and more; choose seasonal, themed or coordinated fabrics to create a different wreath every time. Imagine the possibilities!  
Wed, Apr 3 & 10 1pm-4pm

### *Sewcial Therapy Club:* \$25/session+mat'ls

Join this easy-going group and enjoy a social atmosphere as you sew projects of your own choosing. Join and pre-pay for all sessions and get your last session for FREE!

- Wed, Apr 10 10am-1pm
- Wed, Apr 24 10am-1pm
- Wed, May 8 10am-1pm
- Wed, May 22 10am-1pm
- Wed, Jun 5 10am-1pm
- Wed, Jun 19 10am-1pm

## *Registration Policies*

- ◆ Pre-registration required for all classes. Class and kits are due at the time of registration.
- ◆ Cancellation/rescheduling must be done 48 hours prior to booked lesson; missed classes are non-refundable
- ◆ To ensure classes begin on time, please arrive up to 15 minutes early to set up your work area.
- ◆ If a class requires a pattern/book/embroidery design, copyright law requires all students purchase their own.
- ◆ Please be mindful of allergens and "scent"-sitivities.

## *Bag Ladies*

**Shower With Love** (2 sessions) \$50+mat'ls  
This one-of-a-kind tote is appliquéd and embroidered all in-the-hoop - in four hoopings. The tote is also lined, so there are no exposed raw seams. Incredible! Use your sewing machine for the final stages of incorporating the lining and borders. "Shower (your) Love" with this easy to create tote. Requires 6x10" hoop or larger.  
Tue, Apr 30 & May 7 1pm-4pm

**Diva Wallet** \$25+mat'ls  
Complete this easy-to-sew Diva Wallet in one session and go home with your new favourite wallet! Fat-quarter and scrap friendly, this handy wallet features card pockets, bill pockets and a zippered coin compartment. Increase your wallet's security by inter-lining it with RFID protector fabric. It's so easy you'll want to make one for each occasion... or as gifts, if you can bear to part with them! Try yours with specialty fabric like cork, or your own custom embellishment: embroidery, Stupendous Stitching, piecing, etc..  
Fri, May 10 9am-12pm

**Trifecta Zip Bags** \$25+mat'ls  
The look of a classic handbag with hardware and materials providing a modern twist! This versatile carry-all can be done in three sizes and you can customize the outside with contrast textures like Kraftex or cork with your cotton. Once you've mastered your first in class, you just "hafta" try it with upholstery fabric and make a traditional "carpetbag"...  
Fri, Apr 26 9am-12pm

**Squiffy Sling** \$25+mat'ls  
This super little cross-body purse will be your go-to bag -- perfect for the summer! This is an easy project for all sewing levels - a great first bag project. It's one you'll want to vary and make again and again! Finished with "the perfect hardware" from our in-stock selection from Emmaline Bags, everyone will be asking where you bought it. A great project to use one of our exceptional cork fabrics as an accent.  
Fri, May 17 9am-12pm

**Ring Sling** (2 session) \$50+mat'ls  
This should have been called the pocket sling-bag: somewhere between a purse and a tote, this creation will keep your possessions securely organized, yet conveniently accessible. Four deep outside compartments will give you quick access to keys, cell phone and more, leaving room inside the main zippered pouch for your wallet and other higher-security items. Additional inside pockets (open and zippered) make sure everything you tote has a place to call home.  
Sat, May 4 9am-4pm